

P7313 and P7380 Probe Accessory Reorder List and Performance Summary

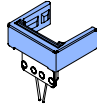
The Tip-Clip® Assemblies include 10 Tip-Clips, 3 Tip-Clip Ejectors and 1 strip of 10 Adhesive Tip-Clip Tape, unless otherwise noted.

HBW Straight Flex, 8 mil wire, Tip-Clip Assembly (P7313 only)

Bandwidth: >12.5 GHz
 T_R : 10/90 <40 ps, 20/80 <25 ps
 Loading: Z_{MIN} >200 Ω to 10 GHz

Highest Bandwidth. Using the Wire Replacement Kit allows you the flexibility to solder 8 mil or 4 mil wires to small vias.

P/N 020-2639-XX (Qty 10)
 P/N 020-2657-XX (Qty 5)

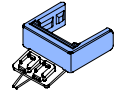


HBW Right-Angle Flex, 8 mil wire, Tip-Clip Assembly (P7313 only)

Bandwidth: >12 GHz
 T_R : 10/90 <42 ps, 20/80 <27 ps
 Loading: To be announced

Best probe loading for HBW Tip-Clip Assemblies. Using the Wire Replacement Kit allows you the flexibility to solder 8 mil or 4 mil wires to small vias.

P/N 020-2638-XX (Qty 10)
 P/N 020-2536-XX (Qty 5)

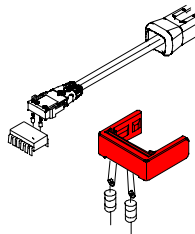


Short Flex, Large Resistor, 1/8 W Tip-Clip Assembly (P7380)

Bandwidth: >8.0 GHz
 T_R : 10/90 <55 ps, 20/80 <35 ps
 Loading: Z_{MIN} 290 Ω to 8 GHz

High bandwidth and good signal fidelity, ideal for connecting to large features.

P/N 020-2601-XX

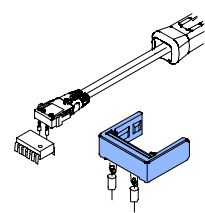


Short Flex, Small Resistor, Tip-Clip Assembly

Bandwidth: >8.0 GHz
 T_R : 10/90 <55 ps*, 20/80 <35 ps
 Loading: Z_{MIN} 290 Ω to 8 GHz
 *Guaranteed

Best overall signal fidelity. The small resistors are ideal for connecting to small vias and fine pitch circuitry.

P/N 020-2600-XX

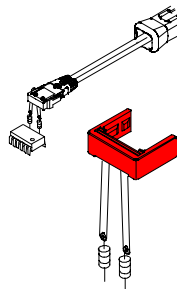


Medium Flex, Large Resistor, 1/8 W Tip-Clip Assembly (P7380)

Bandwidth: >8.0 GHz
 T_R : 10/90 <55 ps, 20/80 <35 ps
 Loading: Z_{MIN} 260 Ω to 8 GHz

Good compromise between ease-of-use and performance when attaching to larger devices.

P/N 020-2603-XX

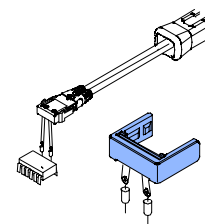


Medium Flex, Small Resistor, Tip-Clip Assembly

Bandwidth: >7.0 GHz
 T_R : 10/90 <55 ps, 20/80 <35 ps
 Loading: Z_{MIN} 290 Ω to 8 GHz

Good compromise between ease-of-use and maximum performance when attaching to smaller devices or circuit board vias.

P/N 020-2602-XX

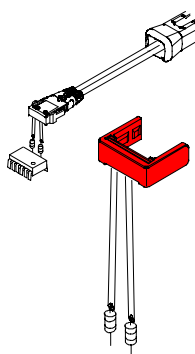


Long Flex, Large Resistor, 1/8 W Tip-Clip Assembly (P7380)

Bandwidth: >7.0 GHz
 T_R : 10/90 <75 ps, 20/80 <40 ps
 Loading: Z_{MIN} 300 Ω to 8 GHz

Extended reach with good step response. Useful for connecting to hard to reach circuitry with large features. Conveniently sized to fit between DIMM modules. Not recommended for signals faster than 4 GHz.

P/N 020-2605-XX

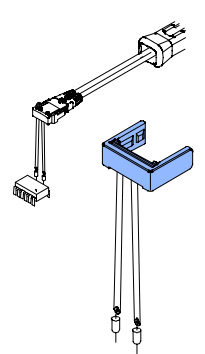


Long Flex, Small Resistor, Tip-Clip Assembly

Bandwidth: >6.0 GHz
 T_R : 10/90 <130 ps, 20/80 <40 ps
 Loading: Z_{MIN} 360 Ω to 8 GHz

Extended reach with good step response. Useful for connecting to hard to reach small vias and fine pitch circuitry. Conveniently sized to fit between DIMM modules. Not recommended for signals faster than 4 GHz.

P/N 020-2604-XX

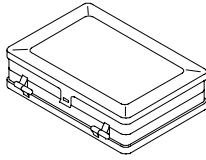


Note: All Tip-Clip specifications are typical unless indicated otherwise and all loading is differential. The accessories and quantities in these reorder kits may differ from those shipped with the probe.

See your technical reference manual for additional Tip-Clip performance information and your user manual for the standard accessories included with the probe.



P7313 and P7380 Probe Accessory Reorder List and Performance Summary (Con't)



020-2636-XX

P7313 Replacement Accessory Kit

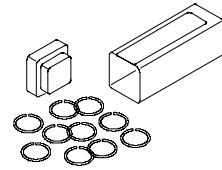
Includes 3 each of the Tip-Clip Assemblies on the front page (unless noted otherwise), 3 Tip-Clip Ejectors, Attachment Kit, Tip-Clip Tape, Color Band Kit, and Wire Replacement Kit. Complete with Plastic Accessory Box.



016-1953-XX

Attachment Kit

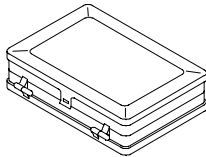
Velcro fastening straps and 10 dots



016-1948-XX

Color Marker Band Kit

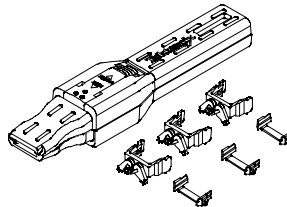
5 colors



020-2557-XX

P7380 Replacement Accessory Kit

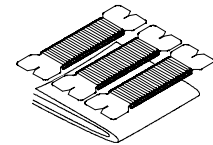
Includes 3 each of the Tip-Clip Assemblies on the front page (unless note otherwise), 3 Tip-Clip Ejectors, Attachment Kit, Tip-Clip Tape, and Color Band Kit. Complete with Plastic Accessory Box.



P7380HHA

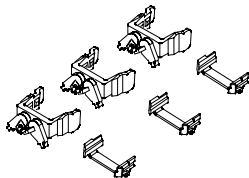
Handheld Adapter Kit

Set of 3 Tip-Clip Assemblies, 3 Tip-Clip Ejectors, and 2 housing halves.



Wire Replacement Kit

Set of three bobbins, solder, 4 mil wire, and 8 mil wire. Use to replace wire leads on the HBW Tip-Clip Assemblies.



020-2596-XX

P7380 Variable Spacing Tip-Clip Kit

Set of 3 Tip-Clip Assemblies and 3 Tip-Clip Ejectors

Variable Spacing Tip-Clip Assembly

(Available in the Variable Spacing Tip-Clip Kit only)

Bandwidth: >8.0 GHz[†]

T_R: 10/90 <55 ps[†], 20/80 <35 ps[†]

Loading: Z_{MIN} 190 Ω to 8 GHz

[†]Preliminary specification

Use with Handheld Adapter for probing test points spaced from 0.020-in to 0.180-in apart.